



Community Development and Revitalization



CHARLESTON COUNTY, SC RECOVERY PLAN PERFORMANCE REPORT

**STATE AND LOCAL FISCAL RECOVERY FUNDS
2024 Report**

THIS PAGE INTENTIONALLY LEFT BLANK



Community Development and Revitalization

Charleston County Government

2024 Recovery Plan Performance Report

Table of Contents

ABOUT THE RECOVERY PLAN PERFORMANCE REPORT	4
GENERAL OVERVIEW	5
Executive Summary.....	5
Uses of Funds: Spending Through June 20, 2024.....	5
Other Federal Pandemic Relief Funds.....	11
Promoting Equitable Outcomes	12
Community Engagement	12
Labor Practices	13
Use of Evidence	13
Table of Expenses by Expenditure Category	14
PERFORMANCE REPORT	15
SLFRF ALLOCATION REPORT	16
PROJECT DETAIL	18

ABOUT THE RECOVERY PLAN PERFORMANCE REPORT

President Biden signed the American Rescue Plan Act (ARPA) into law in March 2021. The Coronavirus State and Local Fiscal Recovery Fund (SLFRF) guarantees direct relief to cities, towns, and villages in the United States. The U.S. Department of the Treasury mandates all metropolitan cities and counties with a population greater than 250,000 residents that have received an SLFRF award to produce a Recovery Plan Performance Report (the “Recovery Plan”).

The 2023 – 2024 Recovery Plan outlines Charleston County’s current SLFRF expenditures, County Council approved allocations of the funds, and the County’s plans to ensure program outcomes are achieved effectively and equitably when using the funds. As specific projects are implemented, upcoming versions of this report will include key performance indicators identified by the County and mandatory indicators identified by the Treasury. Subsequent annual Recovery Plans will be posted on the County’s website.

This Recovery Plan will cover the period from July 1, 2023, to June 30, 2024. The report will be updated annually, following the schedule below:

Annual Report	Period Covered	Due Date
1	Award Date – July 31, 2021	August 31, 2021 or 60 days after receiving funding
2	July 1, 2021 – June 30, 2022	July 31, 2022
3	July 1, 2022 – June 30, 2023	July 31, 2023
4	July 1, 2023 – June 30, 2024	July 31, 2024
5	July 1, 2024 – June 30, 2025	July 31, 2025
6	July 1, 2025 – June 30, 2026	July 31, 2026
7	July 1, 2026 – December 31, 2026	April 30, 2027

More information about the State and Local Fiscal Recovery Fund program and associated reporting requirements is at www.treasury.gov/SLFRP.

Please view the links below for more information about Charleston County’s plan for using SLFRF funds:

- American Rescue Plan Dashboard: <https://www.charlestoncounty.org/departments/da-community-services/arpa-dashboard.php>
- SLFRF Recovery Plan: <https://www.charlestoncounty.org/departments/da-community-services/files/FY23-State-Local-Fiscal-Recovery-Funds-Annual-Report.pdf?v=>

GENERAL OVERVIEW

Executive Summary

The 2021 American Rescue Plan Act (ARPA) provided \$80 million to Charleston County for Coronavirus pandemic relief and economic recovery. Due to the potential impact of these funds on the Charleston community, Charleston County Government has acted deliberately in planning how to use this historic federal investment. This plan aims to balance internal investments in the County's core services with external investments in the community to support those most impacted by the COVID-19 pandemic.

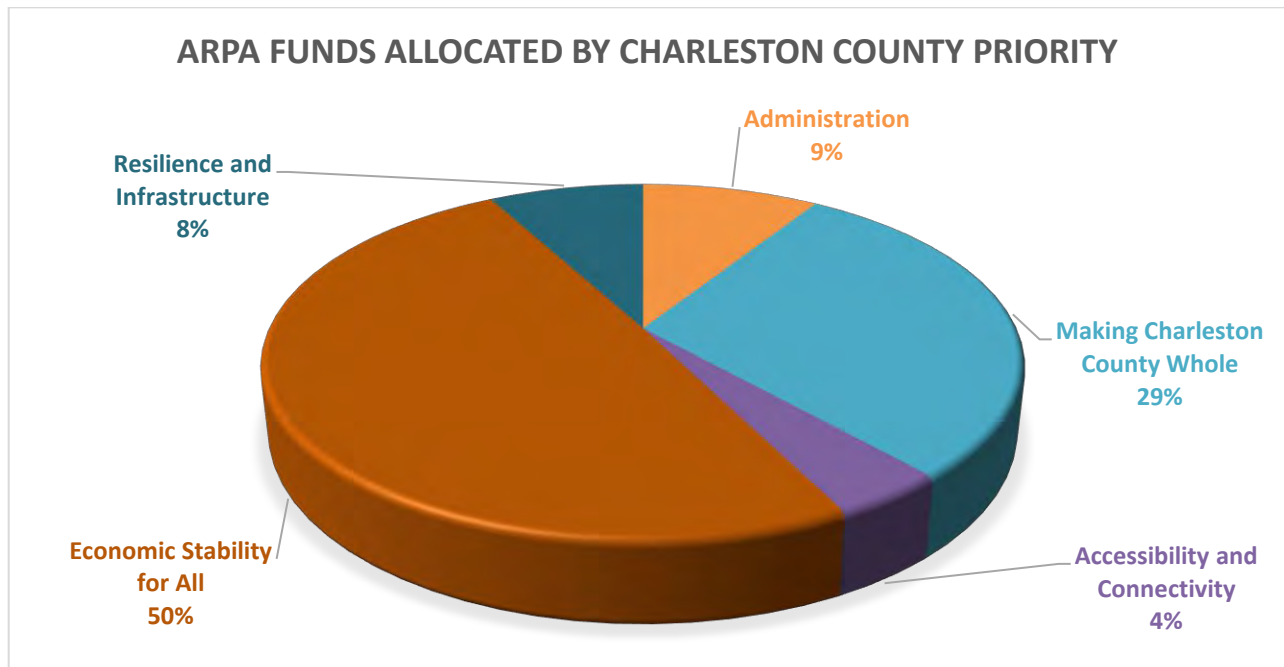
Charleston County Government identified the following four priorities in using the American Rescue Plan Act (ARPA) funding.

1. Making Charleston County Whole
 - Deferred Maintenance/Purchases
 - Premium Pay for Critical Staff
 - Completion of Backlog of Public Works Projects
2. Accessibility & Connectivity
 - Cybersecurity
 - Public Safety Expansion
3. Economic Stability for All
 - Housing Security
 - Small Business Stabilization
 - Building Grassroots Capacity to Serve the Community
 - Behavioral Health Support
4. Resilience and Infrastructure
 - Addressing Flooding & Drainage Issues
 - Functioning Sewer, Septic, & Water Access

With assistance from the Community Development and Revitalization (CDR) and Budget departments, the Deputy Administrator for Community Services is responsible for planning, awarding, and distributing these funds to achieve the maximum community impact. CDR actively engages with the community to determine the best approach to addressing each priority.

Uses of Funds: Spending Through June 20, 2024

Charleston County Council engaged with the College of Charleston's Riley Center for Livable Communities in a strategic planning effort to determine its four priorities for allocating and spending ARPA funds. During 2021 and into 2023, most of the County's initial spending was focused on addressing the immediate impact of COVID-19 on the County's core services, local businesses, community nonprofits, and citizens. The focus shifted to addressing housing insecurity in Charleston County in 2023 and building nonprofit capacity in 2024 to enhance citizen services.



This projected spending framework may change as more projects are designed and implemented.

Charleston County Government allocated \$80 million to four priorities: Economic Stability for All (50%), Making Charleston County Whole (29%), Resilience and Infrastructure (8%), and Accessibility and Connectivity (4%). Administration of the ARPA funds accounts for 9% of the total funds the County received.

As of June 30, 2024, the County obligated \$69.2 million to specific projects for implementation, representing 87% of the total ARPA award. The County expended \$36.1 million, representing 45% of the total ARPA award, through June 30, 2024. The Budget and Community Development and Revitalization departments are finalizing recommendations to obligate the remaining \$10.7 million ARPA funds by December 31, 2024. This process includes collaboration with the Charleston community and other stakeholders.

Additional details on the uses of ARPA funds by Council priority are outlined below:

1. **Making Charleston County Whole**

The Revenue Replacement provisions of the ARPA funding allow county governments to use a portion of ARPA funds to supplement general funds due to revenue loss during the pandemic shutdown. The County calculated a revenue replacement amount of \$30 million. These funds can generally be used for any activity or project for which the general fund would be used. The County allocated funds based on the four priorities. In this document, “allocated” refers to a formal process where the County Council votes to allocate (or budget) funds to specific projects.

Priority: Making Charleston County Whole
Allocated¹: \$23,494,144
Spent: \$15,477,572
Obligate by 12/31/2024: \$3,200,000

a. Deferred Maintenance/Purchases

The County Council allocated \$9.0 million of Revenue Replacement funds to complete deferred maintenance projects and purchase needed vehicles, equipment, and technology. Deferred maintenance includes improvements to the Lonnie Hamilton Public Service Building (PSB), the County Detention Center, the Elections and Voters Registration Building, and the County Judicial Building (COB).

b. Premium Pay for Critical Staff

The County Council allocated \$7.1 million from Revenue Replacement funds towards premium pay for critical staff. The premium pay allocation has been expended, and there are no plans for further allocations.

c. Completion of the Backlog of Public Works Projects

The County Council allocated \$2.3 million of Revenue Replacement funds towards the backlog of public works projects (not including drainage and water/sewer projects). This includes funding for replacing Lost Bridge and improvements to the Steamboat Landing boat access for citizens in the Edisto community, as well as the Lake Dotter Flow Project.

d. Other Critical Projects

The County Council allocated \$5.1 million of revenue replacement funds to various County projects. These projects include a new County tax software system, an improved fire suppression system for the records facilities, and general responses to the COVID-19 pandemic.

2. Accessibility and Connectivity

Charleston County covers an extensive and complex geographical area, which presents many challenges for citizens in accessing critical public services and amenities. Connecting citizens to these services and amenities, both physically and digitally, is vital to ensure that all County residents have access to the quality of life that Charleston County provides. This priority also aligns with the Public Engagement and Communications goal in Charleston County’s FY 2025 – FY 2027 Strategic Plan.

Priority: Accessibility and Connectivity
Allocated: \$3,353,500
Spent: \$705,340
Obligate by 12/31/2024: \$0

¹ In this document, “allocated” refers to a formal process where the County Council votes to allocate (or budget) funds to specific projects. “Obligate” refers to projects that have been obligated by a purchase order/contract.

a. Cybersecurity

County Council allocated \$530k of the program funds to Cybersecurity Network Access for county-wide staff and \$370k to Cybersecurity Privilege Access for citizens. The Budget Department worked with the County's Information Technology (IT) department to identify critical security enhancements to facilitate the expansion of digital access services to County residents and provide essential safety upgrades to County employees carrying out their daily work functions.

b. Public Safety Expansion

County Council allocated \$2.5 million of Revenue Replacement funds to renovate the County Coroner's Office and purchase additional equipment for expanded public safety services.

3. Economic Stability for All

During the pandemic, the Charleston area experienced significant impacts in the hospitality and tourism industry, leading to a substantial job loss in this sector. Simultaneously, the availability of remote working opportunities resulted in a notable increase in high-income individuals relocating to Charleston County. This inward migration and a decade of underbuilding in the housing sector have led to a housing crisis affecting many low and middle-income County residents. The limited availability of housing near transportation further complicates the existing conditions. To tackle these challenges, the County Council has prioritized housing stability, expanding transportation options, and delivering integrated behavioral health services to citizens, all essential to this revitalization plan.

*Priority: **Economic Stability for All***
*Allocated: **\$39,579,820***
*Spent: **\$16,380,882***
*Obligate by 12/31/2024: **\$7,500,000***

a. Housing Security

The County Council allocated \$30.1 million of the program funds to enhance housing security for Charleston County residents by funding the production and preservation of housing units and increasing support for people experiencing homelessness. The fact that South Carolina contains 12 of the top 20 counties for eviction rates in the United States, and the city of North Charleston has one of the County's highest eviction rates demonstrates the severity of the housing crisis in Charleston County. In response to this crisis, Charleston County Council tasked the Community Development and Revitalization (formally Housing and Neighborhood Revitalization) department with creating a comprehensive housing plan for the County. The Housing Our Future Plan details goals, objectives, and strategies for alleviating the housing crisis and ensuring that more County residents have safe, decent, and affordable housing. The Housing Our Future Plan is on the Community Development and Revitalization website at <https://charlestoncounty.org/hof/>.



ARPA funding for projects under the Production/ Preservation category includes \$20 million of program funding to fill in the financial gap for multi-family and infill development projects, \$2.5 million for a land acquisition program to set aside land for future affordable housing projects, and \$4 million for a critical home repair program for

elderly homeowners. County Council allocated \$3.2 million of the Revenue Replacement funds to purchase 18 properties from the Charleston County Housing and Redevelopment Authority. The County will transfer ownership of the homes to nonprofits in exchange for renovations and an agreement to maintain affordability for 99 years, either as rental units or units for homeownership.

Funding for projects under the Housing Stability/Security category includes \$204,428 for the Just Home Program, which provides wraparound services to those experiencing homelessness, and \$200,000 for the Gateway to Housing program, which assists individuals who traditionally experience challenges renting housing.

b. Small Business Stabilization

The County Council allocated \$2.6 million of program funds towards stabilizing neighborhood-scale ("Mom and Pop") businesses affected by the COVID-19 pandemic. Community Development and Revitalization created the Microbusiness Pandemic Relief Program. The one-time relief grants were intended to help mitigate past and present perils of COVID-19 on workers and businesses. The aim was to support neighborhood-scale businesses by providing access to capital and facilitating capacity building through the injection of federal funds. Qualified businesses received up to \$25,000. The effectiveness of this early action program was limited because many neighborhood-scale businesses lacked the proper organization and paperwork required to receive federal funds. Community Development and Revitalization engaged with the South Carolina Association for Community and Economic Development and the County's Small Business Enterprise Program to construct new programs and mechanisms to support the County's small business community.



c. Building Grassroots Capacity to Serve the Community

The County Council has allocated \$5.2 in program funds to local nonprofits to facilitate the deployment of essential services and projects needed to create long-term community benefits. The COVID-19 pandemic increased citizen demand for nonprofit services when nonprofits were faced with the limited ability to raise funds. Charleston County recognized the vital role of grassroots organizations in serving the community beyond the level of governmental involvement.

The Community Development and Revitalization established the Pandemic Relief Program as part of the department's initial actions to quickly provide financial support to the nonprofits on the front lines delivering essential services. The program aimed to support local nonprofit organizations by allocating federal funds to reimburse them for pandemic-related services provided to Charleston County residents. Qualified nonprofits received up to \$50,000. In the program's initial phase, funding was predominantly awarded to well-established nonprofits because smaller organizations lacked the proper organization and paperwork to receive federal funds. Community Development and Revitalization (formerly HNR) collaborated with the South Carolina Association for Community and Economic Development, the Trident United Way, the South Carolina Community Loan Fund, and the Coastal Community Foundation to establish a network focused on building capacity for smaller nonprofits so these organizations could apply for funds. Charleston County awarded \$1.2 million to 37 nonprofits in the community.

Charleston County recognizes that the longer-term impacts of the COVID-19 pandemic on nonprofit organizations are only beginning to emerge. Community Development and Revitalization will continue to work on creating capacity-building programs to strengthen nonprofits so these organizations can continue contributing to thriving communities in the future.

d. Behavioral Health Support

During the pandemic, Charleston County hospitals experienced higher levels of admissions from homeless individuals with opioid addiction. The lack of transitional housing with wrap-around services means individuals are often spending more time in hospitals than is preferred, which further jeopardizes the public health of those needing emergency care, or they are being discharged without any stable housing or plan to achieve it. The County Government is investing \$870k of ARPA funds in the Department of Alcohol and Other Drug Abuse Services (DAODAS) to provide additional services to homeless individuals experiencing opioid addictions.



4. Resilience and Infrastructure

The Resilience and Sustainability Office was established in 2020 by the County Council to identify strategies to enhance the County's resilience and sustainability. This involves focusing on preventing and mitigating the effects of climate change, such as increased sea level rise, flooding, and extreme heat in Charleston County. Since a significant portion of the County is rural and around 40% of homes rely on well and septic systems, improving the County's sewer, septic, and water access is a priority. Charleston County allocated 8.9% of the awarded ARPA funds to ensure the County has resilient and sustainable drainage and water systems for citizens.

Priority: **Resilience and Infrastructure**

Allocated: **\$6,286,956**

Spent: **\$936,194**

Obligate by 12/31/2024: **\$0**

a. Addressing Flooding & Drainage Issues

As a coastal community, Charleston County faces an increased threat of flooding due to rising sea levels and extreme weather events. The County Council has allocated \$487k of Replacement Revenue to address flooding issues at Capri Island, Forest Lake Blvd., and the Phillips Community.

b. Functioning Sewer, Septic, & Water Access

Charleston County's Community Development and Revitalization (CDR) Department operates a program that repairs and replaces well and septic systems for low-to-moderate-income homeowners. The program also assists in connecting homeowners to existing water/sewer systems. The County Council has allocated funds for four specific projects. County Council allocated \$700,000 to expand the County's current Well/Sewer/Septic Tank program. The County is partnering with Mount Pleasant Waterworks to spend \$4 million to build additional sewer infrastructure in the Snowden community to increase the number of households with access to public sewer. Additionally, the County allocated \$500,000 of the program funds to connect homeowners in settlement communities, known as "donut holes," to existing sewer infrastructure in Mt. Pleasant.

The County allocated \$600k for the Lincolnville Sewer Infrastructure and Connection project. The County is partnering with North Charleston Sewer District in the \$500k sewer infrastructure project to increase the number of households with access to public sewer and \$100k to connect the citizens to the new infrastructure.

Other Federal Pandemic Relief Funds

The U. S. Treasury awarded Charleston County \$32 million in Emergency Rental Assistance Phase I (ERAP I) and \$10 million in ERAP II. In response to the financial distress caused by the pandemic, the Charleston County Emergency Rental Assistance Program (ERAP) I and II provided \$42 million in assistance to citizens of Charleston County, resulting in the following outcomes:

- Approximately 4,420 tenants served
- Approximately 810 landlords served
- Approximate average assistance equaled \$8,579
- Approximately 52% with an AM of 30 or below
- Approximately 25% with an AM between 30% and 50%
- Approximately 22% with an AMI between 51% and 80%

Charleston County received CARES Act funding from HUD totaling \$4.3 million from CDBG and ESG to provide food, rental assistance, shelter, homeless services, legal services, and rapid rehousing. The County awarded the first round of CDBG funds, \$1.1, and the first and second rounds of ESG funds, \$1.4, to non-profit organizations providing services to low-income and homeless citizens in Charleston County. The third round of CDBG funds, which amounted to \$1.8, was utilized to administer an in-house program that provided rental and utility assistance.

Promoting Equitable Outcomes

Many of the priority areas Charleston County has identified will improve the lives of residents in disproportionately impacted communities. These communities experience challenges with digital inequity, limited access to County services in rural areas, housing insecurity, small businesses and grassroots organizations struggling due to their capacity to continue serving a growing and diverse community, behavioral health issues, flooding & drainage issues, and functioning sewer, septic, & water access. Strategies to implement these priorities can include assistance to disproportionately impacted communities.

Community Development and Revitalization Department deliberately and methodically design programs to ensure they promote equitable outcomes. The department will provide regular updates, using qualitative and quantitative data, on how our approach achieved or promoted equitable outcomes or progressed against equity goals during the ARPA grant period.

Community Engagement

Charleston County's Community Development and Revitalization Department made recommendations to the County Council for allocating ARPA funds based on community engagement data. CDR also incorporated constituent input gathered throughout the COVID-19 pandemic. Finally, CDR utilized a Citizen Participation Plan to capture public input on federal Housing and Urban Development (HUD) funding the County receives. In 2020 and 2021, this citizen participation included seven public meetings, two public comment periods, four roundtables, two workshops, and a survey (761 respondents took the survey).

Survey findings indicated the top priorities for County residents were as follows:

1. Affordable Housing (for rent or homeownership) - 77%
2. Public Services (training, counseling, fair housing, rental assistance, etc.) - 61%
3. Clean water/sanitary sewer (well/septic, water/sewer) - 59%
4. Economic Development (workforce development, business incubators, technical assistance) - 54%
5. Homeless Services (rapid rehousing, shelter) - 54%

Community Development and Revitalization (formerly HNR) also engaged in a separate community engagement effort that incorporated two community surveys, an aggressive public meeting schedule, and an extensive digital media marketing campaign. Information from the community engagement was used in the development of the County's Housing Our Future Plan. More information about the community engagement process can be found on pages 10 to 13 at https://www.charlestoncounty.org/departments/da-community-services/files/Housing%20Our%20Future_Final_Spring%202023.pdf. CDR will update this Community Engagement Plan in coordination with updating HUD's 5-Year Consolidated Plan in 2025.

Labor Practices

Department of Treasury guidelines anticipate that workforce practices on infrastructure projects funded by ARPA funds will use strong labor standards to promote effective and efficient delivery of high-quality infrastructure projects while supporting economic recovery through employment opportunities for workers. Charleston County will collaborate with the relevant County departments to ensure compliance with local, state, and federal laws. Information on these practices will be included in future progress reports.

Use of Evidence

Department of Treasury guidelines anticipate that ARPA funds will be used for evidence-based interventions or that projects will be evaluated through rigorous program evaluations designed to build evidence. Community Development and Revitalization will develop an evidence-building strategy for the County and its use of ARPA funds. This strategy will describe our approach to evidence and evaluation, including how a Learning Agenda will support our overarching evaluation efforts. Detailed evidence of information for each project will be included in the Project Inventory section of future progress reports.

Table of Expenses by Expenditure Category

Category		Cumulative Expenditures	2024 Expenditures
1	Expenditure Category: Public Health		
1.13	Substance Use Services	\$179,561	\$179,561
2	Expenditure Category: Negative Economic Impacts		
2.15	Long-term Housing Security: Affordable Housing*	\$7,315,568	\$7,190,686
2.18	Housing Support: Other Housing Assistance	\$2,218,251	\$888,578
2.29	Loans or Grants to Mitigate Financial Hardship	\$2,571,013	\$1,580
2.34	Assistance to Impacted Nonprofit Organizations	\$1,184,380	\$102,545
3	Public Health-Negative Economic Impact: Public Section Capacity		
4	Expenditure Category: Premium Pay		
5	Expenditure Category: Water, Sewer, and Broadband Infrastructure		
5.18	Water and Sewer: Other	\$0	\$0
5.21	Broadband: Other Projects	\$478,238	\$83,221
5.50	Clean Water: Other Sewer Infrastructure*	\$531,719	\$458,152
6	Expenditure Category: Revenue Replacement**		
6.1	Provision of Government Services	\$19,086,879	\$2,631,296
7	Administrative and Other		
7.1	Administrative Expenses	\$3,838,611	\$1,316,251

* Funds expended from Revenue Replacement not included in total.

** Includes expenditures from other categories paid for with Revenue Replacement Funds.

PERFORMANCE REPORT

Department of Treasury guidelines require the County to include key performance indicators for major SLFRF-funded projects. The County must report key performance indicators for each project or group all projects with similar goals and outcome measures. Data should be categorized by race, ethnicity, gender, income, and other pertinent factors if feasible. The performance indicators in the Recovery Plan will present data in a tabular format, with each annual report containing updated data for the current period and data from previous periods. Programs in the following areas require performance reporting:

1. Household Assistance (EC 2.2 & 2.5) and Housing Support (EC 3.10-3.12):
 - Number of people or households receiving eviction prevention services (including legal representation)
 - Number of affordable housing units preserved or developed
2. Negative Economic Impacts (EC 2):
 - Number of workers enrolled in sectoral job training programs
 - Number of workers completing sectoral job training programs
 - Number of people participating in summer youth employment programs
3. Education Assistance (EC 3.1-3.5):
 - Number of students participating in evidence-based tutoring programs
4. Healthy Childhood Environments (EC 3.6-3.9):
 - Number of children served by childcare and early learning
 - Number of families served by home visits

Charleston County has a contract with Tri-County Cradle to Career, a nonprofit organization, to assist with collecting community data and mapping the data in metric formats. Future Annual Recovery Plans will include specific goals, objectives, and performance metrics for all required projects. Until additional data is available, this document provides accomplishment data in the Project Inventory when available.

SLFRF ALLOCATION REPORT

Charleston County SLFRF (ARPA) Allocations

<i>As of June 30, 2024</i>	Subcategory Totals	% of Total	Approval Date	Lost Revenue	Program	Total Per Category
Administration	\$ 7,196,373	9.0%				\$7,196,373
Reporting Dashboard			8/24/22,	\$65,400		
ARPA Administration (HNR)			1/18/22,		\$7,130,973	
Making Charleston County Whole	\$ 23,494,144	29.4%				\$23,494,144
Deferred Maintenance/Purchases	\$9,026,902					
Facilities - PSB Envelope			8/25/22	\$1,204,956		
Facilities - Detention Envelope			8/25/22	\$29,012		
Facilities - COB			8/25/22	\$950,000		
Council Chambers/Committee Room			4/26/22	\$415,000		
Elections Facilities			5/21/24	\$2,442,966		
Technology Projects			5/21/24	\$923,045		
Fleet/Vehicles and Equipment			8/25/21	\$3,061,924		
Premium Pay for Critical Staff						
One Time COLA - FY-22			8/25/21	\$3,500,000		
One Time COLA - FY-23			4/26/22	\$3,625,813		
Public Works Projects						
Steam Boat Landing			8/25/21	\$1,423,996		
Lost Bridge Replacement			4/26/22	\$70,893		
Lake Dotter Flow Project			4/5/22	\$790,179		
Other						
COVID Response			8/25/22	\$392,162		
Charleston County Tax System			3/1/22	\$4,414,200		
Records Fire Suppression			4/26/22	\$250,000		
Accessibility and Connectivity	\$3,353,500	4.2%				\$3,353,500
Cybersecurity						
Privileged Access Management			8/24/22		\$370,000	
Network Access Control			8/24/22		\$530,000	
Public Safety Expansion						
Coroner's Office - Facilities/Equipment			4/26/22	\$2,453,500		
Economic Stability for All	\$39,579,820	49.5%				\$39,579,820
Community Data and Mapping*			8/24/22		\$850,000	
Housing Security	\$30,104,428					
Production/Preservation	\$29,700,000					
<i>CCHRA Scattered Site Purchase</i>			12/7/21	\$2,484,884		
<i>995 Morrison Drive</i>			5/21/24	\$715,116		
<i>Gap Financing</i>			9/6/22		\$18,300,000	
<i>Infill Development Program</i>			9/6/22		\$1,700,000	
<i>Land Acquisition Program</i>			2/13/24		\$2,500,000	
<i>Critical Home Repairs</i>			6/22/22		\$4,000,000	
Housing Stability/Security	\$404,428					
<i>Homeless Wrap-Around Services / Just Home Program</i>			10/11/23		\$204,428	
<i>Homeless Outreach Services / Gateway to Housing</i>			10/11/23		\$200,000	
Small Business Stabilization						
Microbusiness Pandemic Relief I			4/19/22		\$2,571,013	
Building Grassroots Capacity						
Nonprofit Pandemic Relief I			3/15/22		\$1,184,379	

Charleston County SLFRF (ARPA) Allocations

<i>As of June 30, 2024</i>	Subcategory Totals	% of Total	Approval Date	Lost Revenue	Program	Total Per Category
Nonprofit Capacity Building			8/24/22		\$1,000,000	
Nonprofit Special Capital Projects			8/24/22		\$2,000,000	
Settlement Communities Capacity Building			8/24/22		\$1,000,000	
Behavioral Health Support						
Staff, Systems, and Equipment			8/24/22		\$870,000	
Resilience and Infrastructure	\$6,286,956	7.9%				\$6,286,956
Flooding and Drainage Issues	\$486,956					
Capris Island Drainage			4/26/22	\$200,000		
Forest Lake Blvd. Drainage			4/26/22	\$253,176		
Phillips Drainage			8/25/21	\$33,780		
Sewer, Septic, and Water Access	\$5,500,000					
Lincolville Sewer Infrastructure			5/21/24	\$300,000	\$200,000	
Lincolville Sewer Connections			5/21/24		\$100,000	
Snowden Water/Sewer Phase II			8/24/22		\$4,000,000	
MPWW Settlement Community/"Donut Hole" Connections			8/24/22		\$500,000	
Well/SepticTank Program Expansion			8/24/22		\$700,000	
Total Committed Funds				\$30,000,000	\$49,910,793	\$79,910,793
				Statutory Administrative Costs:		9.0%

THIS PAGE INTENTIONALLY LEFT BLANK



Project Detail

Project

22-255-42
Cybersecurity: Privileged Access Management

Financial Information

Council Allocated: \$370,000
Obligated Amount: \$370,000
Expended Amount: \$0

Outcomes



Project Expenditure Category: 5.21 Broadband-Other Projects

Project Overview: This program addresses Council's priority for accessibility and connectivity for citizens using various County web portals by identifying security solutions that protect citizens against cyber threats by monitoring, detecting, and preventing unauthorized privileged access to critical resources.

Project

22-255-011
Cybersecurity: Network Access Control

Financial Information

Council Allocated: \$530,000
Obligated Amount: \$530,000
Expended Amount: \$478,238

Outcomes



Project Expenditure Category: 5.21 Broadband-Other Projects

Project Overview: This project addresses Council's priority for accessibility and connectivity. Network access control (NAC) is the process of restricting unauthorized users and devices from gaining access to a corporate or private network. NAC ensures only authenticated users and devices authorized and compliant with security policies can enter the network.

Project Detail

Project

22-255-0012
Community Data & Mapping

Financial Information

Council Allocated: \$850,000
Obligated Amount: \$850,000
Expended Amount: \$336,036

Outcomes



Project Expenditure Category: 2 - Negative Economic Impacts

Project Overview: This project will harmonize Charleston County data sources with other publicly available data sources into a single data frame to assist the County with reporting key performance indicators for project and outcome measures. Data will be categorized by race, ethnicity, gender, income, and other pertinent factors if feasible. These performance indicators are required elements for the SLFRF Recovery Plan.

Project

23-35
Gap Financing

Financial Information

Council Allocated: \$18,300,000
Obligated Amount: \$18,300,000
Expended Amount: \$6,979,531

Outcomes

The Gap Financing and Infill Development project is expected to create 737 rental units and 56 homes for ownership, making them affordable for Charleston County citizens.

Project Expenditure Category: 2.15 - Long Term Housing Security: Affordable Housing

Project Overview: The program helps close the financial gap between the funding required for developing and operating affordable rental properties and homes for ownership in Charleston County. Since its inception in 2022, the Community Development and Revitalization Department has implemented three funding cycles.

[Gap Financing | Community Development Department \(charlestoncounty.org\)](https://charlestoncounty.org)



Project Detail

Project	Financial Information	Outcomes
<p>23-35A In-Fill Development Program</p>	<p>Council Allocated: \$1,700,000 Obligated Amount: \$1,700,000 Expended Amount: \$0</p>	<p>The Gap Financing and Infill Development project is expected to create 737 rental units and 56 homes for ownership, making them affordable for Charleston County citizens.</p>

Project Expenditure Category: 2.15 - Long Term Housing Security: Affordable Housing

Project Overview: This program also assisted with closing the financing gap for infill development projects. Infill development refers to the construction of buildings or other facilities on previously unused or underutilized land located within an existing urban-or otherwise developed-area. This type of development is meant to encourage density and accommodate environmentally sustainable urban growth by making use of existing utility and transportation infrastructure.

[Gap Financing | Community Development Department \(charlestoncounty.org\)](http://charlestoncounty.org)

Project	Financial Information	Outcomes
<p>TBD Land Acquisition Program</p>	<p>Council Allocated: \$2,500,000 Obligated Amount: \$0 Expended Amount: \$0</p>	

Project Expenditure Category: 2.18 - Housing Support- Other Housing Assistance

Project Overview: This program acquires land for future for affordable housing development projects.

Project Detail

Project

23-295
Critical Home Repair Program

Financial Information

Council Allocated: \$4,000,000
Obligated Amount: \$3,000,000
Expended Amount: \$2,176,017

Outcomes

One hundred twenty-three homes have been completed.

Project Expenditure Category: 2.18 - Housing Support: Other Housing Assistance

Project Overview: This program aligns with the Council's priority of preserving affordable housing in Charleston County by renovating and rehabilitating homes for senior citizens with low-to-moderate incomes. Repair work to the homes also includes mold remediation, energy audits, installation, and weatherization.

[Critical Home Repair | Community Development Department \(charlestoncounty.org\)](https://charlestoncounty.org)



Project

22-65
Nonprofit Pandemic Relief Program

Financial Information

Council Allocated: \$1,184,379
Obligated Amount: \$1,184,379
Expended Amount: \$1,184,379

Outcomes

Charleston County provided financial assistance to 37 nonprofit organizations negatively impacted by the pandemic.

This program has closed.

Project Expenditure Category: 2.34 - Assistance To Impacted Nonprofit Organizations

Project Overview: The Nonprofit Pandemic Relief Program offered grants of up to \$50,000 to small nonprofits negatively affected by the pandemic. This one-time grant was designed to help these organizations recover financially from the impact of COVID-19 and to ensure that they can continue offering services and assistance to the community.

This is not an evidence-based program.

Project Detail


Project

23-295
Homeless Wrap-Around
Services/ Just Home Program

Financial Information

Council Allocated: \$204,428
Obligated Amount: \$204,428
Expended Amount: \$42,014

Outcomes



Project Expenditure Category: 2.18 Housing Support: Other Housing Assistance

Project Overview: The goal of this program is to break the cycle of jail recidivism and housing instability. The County is leveraging ARPA funds with a grant received from the MacArthur Foundation to work with recently released individuals, MVPs, who have been arrested more than three times in a year and are currently homeless. Charleston County is one of four sites nationwide to be awarded the opportunity to participate in the project.

[Just Home | Community Development Department \(charlestoncounty.org\)](http://charlestoncounty.org)

Project

23-295-001
Homeless Outreach Services /
Gateway To Housing

Financial Information

Council Allocated: \$200,000
Obligated Amount: \$200,000
Expended Amount: \$0


Outcomes



Project Expenditure Category: 2.18 Housing Support: Other Housing Assistance


Project Overview: The Gateway To Housing is a collaboration between support service providers, property owners, and community members dedicated to ending homelessness in the greater Charleston area.

Project Detail

Project	Financial Information	Outcomes
<p>TBD Nonprofit Capacity Building</p>	<p>Council Allocated: \$4,000,000 Obligated Amount: \$0 Expended Amount: \$0</p>	

Project Expenditure Category: 2.34 - Assistance To Impacted Nonprofit Organizations


Project Overview: Building capacity for grassroots nonprofits by developing specific programs to build the capacity of charitable nonprofits. When capacity building is successful, it enhances a nonprofit's ability to deliver on its mission and positively impact lives and communities in Charleston County.

Project	Financial Information	Outcomes
<p>22-255-003 Snowden Water/Sewer Phase II</p>	<p>Council Allocated: \$4,000,000 Obligated Amount: \$4,000,000 Expended Amount: \$0</p>	

Project Expenditure Category: 5.50 Other Sewer Infrastructure

Project Overview: This project extends sewer within the Snowden community, including installing 32 manholes, 2400 linear of 8" gravity sewer line, and 3200 linear feet of 10" gravity sewer line, which will be connected to the system's existing sewer line. Charleston County has partnered with Mt. Pleasant Water Works to complete this project.

Project Detail

Project	Financial Information	Outcomes
24-137-001 24-137-002 Lincolville Infrastructure and Connection	Council Allocated: \$600,000 Obligated Amount: \$600,000 Expended Amount: \$0	

Project Expenditure Category: 5.18 Water and Sewer: Other

Project Overview: The Lincolville Sewer Infrastructure and Connection project is a partnership with the County and the North Charleston Sewer District to build sewer infrastructure in the Lincolville Community and increase the number of householders with access to public sewer.

Project	Financial Information	Outcomes
22-68 Microbusiness Pandemic Relief Program	Council Allocated: \$2,571,013 Obligated Amount: \$2,571,013 Expended Amount: \$2,571,013	Charleston County provided financial assistance to 139 microbusinesses negatively impacted by the pandemic. All 139 of the microbusinesses are still open. This program has closed.

Expense Category: 2.36 Aid To Other Impacted Industries

Project Description: The Microbusiness Pandemic Relief Program provided grants of up to \$25,000 to small "Mom and Pop" businesses. The one-time grant was created to assist these businesses in recovering financially from the impact of COVID-19 and ensuring their future success.

This is not an evidence-based program.

Project Detail

Project

22-255-004
MPWW Settlement Community/
"Donut Hole" Connections

Financial Information

Council Allocated: \$500,000
Obligated Amount: \$500,000
Expended Amount: \$48,946

Outcomes



Project Expenditure Category: 5.18 Water and Sewer: Other

Project Overview: This program funds the connection of homeowners in settlement communities known as "donut holes" to existing sewer infrastructure in Mt. Pleasant.

Project

22-255-002
Well/Septic Tank Program
Expansion

Financial Information

Council Allocated: \$700,000
Obligated Amount: \$700,000
Expended Amount: \$482,773

Outcomes



Project Expenditure Category: 5.18 Water and Sewer: Other

Project Overview: Charleston County Council has approved Urban Entitlement Community Block Grants (CDBG) and American Plan Act (ARPA) funding to provide Charleston County homeowners with safe and clean water and sewer systems by repairing or replacing failing or inoperable well and septic systems and connecting homeowners to public utility infrastructure where available.

[Wells, Septic Tanks & Connections | Community Development Department \(charlestoncounty.org\)](#)