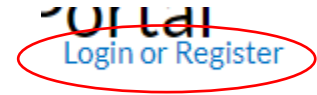


# Charleston County Energov CSS Portal TID-C Account Creation

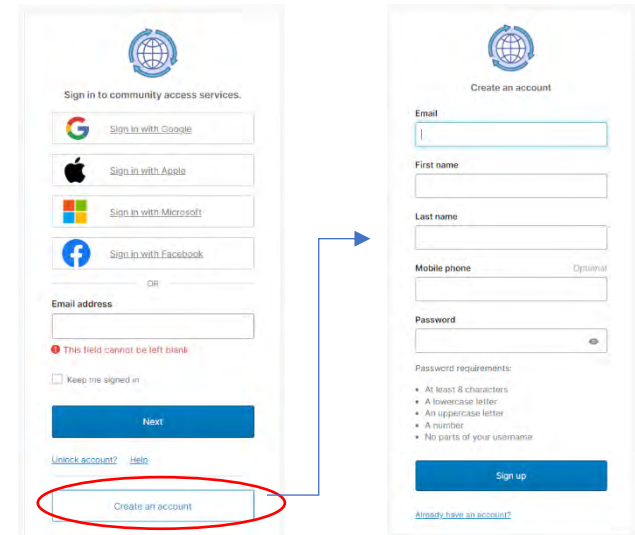
**Required for all account activity starting Monday, Aug. 12, 2024**

1. Go to: [https://eplweb.charlestoncounty.org/energov\\_prod/selfservice](https://eplweb.charlestoncounty.org/energov_prod/selfservice) and click “Login or Register” in the top right corner of the screen.

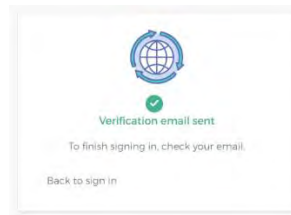


2. Existing and New Users: Click “Create an account” at the bottom of the screen.

3. On the next screen you will be prompted to enter the account details. **NOTE: Existing Users MUST enter the email address that is tied to your existing CSS portal, otherwise they will not be linked together.** Then click “Sign Up”.



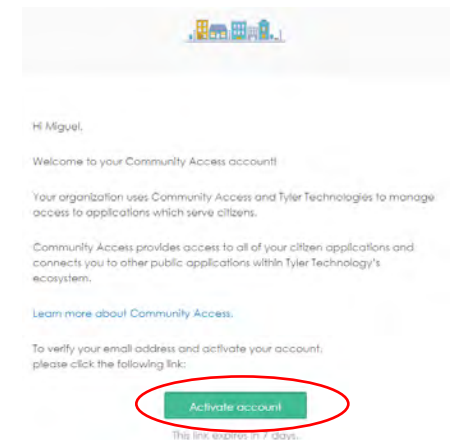
4. Next you will be asked to open the verification email.



5. In the email, click “Activate Account”. Note: account activation link expires after 7 days.

6. Next you will be taken back to the sign in screen (see image above). There you will enter the email and password you have created for your CSS portal account.

- Existing Users will be directed into CSS.
- New Users will be directed to two more screens to complete registration within the CSS portal.



**Having issues registering? Email CSS Portal Support: [cssportalsupport@charlestoncounty.org](mailto:cssportalsupport@charlestoncounty.org)**